

Customer Information Sheet

IF IN DOUBT – ASK

©

NOT TO SCALE

THIRD ANGLE PROJECTION

ALL DIMENSIONS IN mm

Notes:

1. Material:

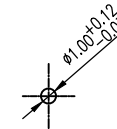
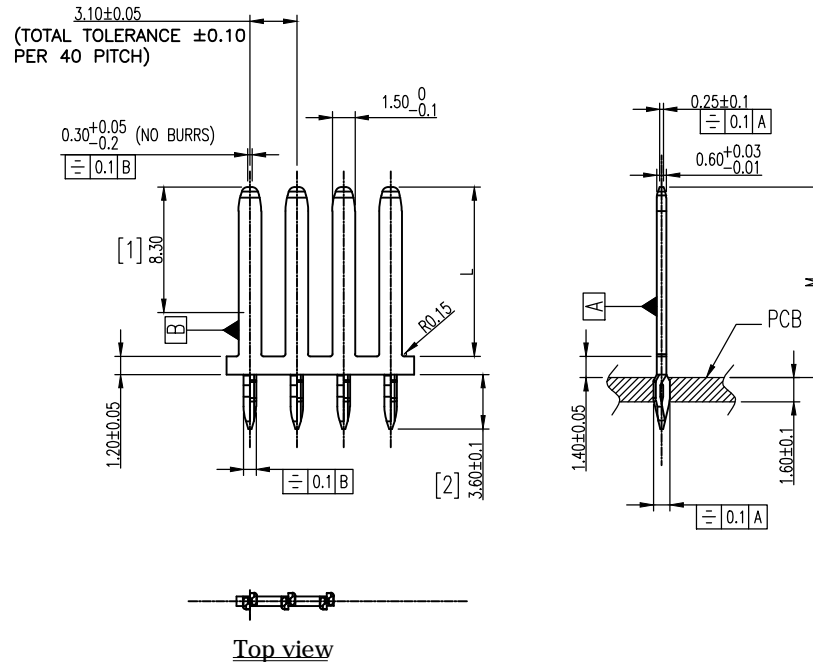
Terminal : UNS C51900 (JIS C5191)

2. Finished:

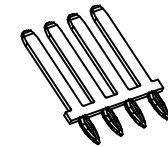
[1] 1.0–3.0 um Matte Sn over Ni.

[2] 0.8–1.8 um Matte Sn over Ni.

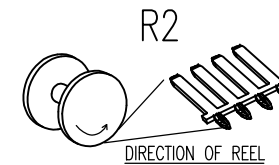
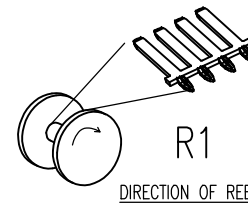
3. PCB Finished Hole : $\phi 1.00^{+0.12}_{-0.03}$



RECOMMENDED PCB LAYOUT



2	MMP-PF-150-1160-T0-R2	11.60	13.00	R2
1	MMP-PF-150-1160-T0-R1	11.60	13.00	R1
2	MMP-PF-150-1120-T0-R2	11.20	12.60	R2
1	MMP-PF-150-1120-T0-R1	11.20	12.60	R1
ITEM	HARWIN P/N	DIMENSION L	DIMENSION M	DIRECTION



CL	XA	29APR25	--
CL	XB	29MAY25	--
NAME	ISS.	DATE	CN/CO
APPROVED: WALKER / MEIZY			
CHECKED:		THIRI	
DRAWN:		CL	

HARWIN

www.harwin.com

TOLERANCES

.X = $\pm 0.38\text{mm}$
.XX = $\pm 0.20\text{mm}$
.XXX = $\pm 0.05\text{mm}$
ANGLES = $\pm 3^\circ$
UNLESS STATED

THIS DRAWING AND ANY INFORMATION OR DESCRIPTIVE MATTER SET OUT HEREON ARE CONFIDENTIAL AND COPYRIGHT PROPERTY OF THE HARWIN GROUP AND MUST NOT BE DISCLOSED, LOANED, COPIED OR USED FOR MANUFACTURING, TENDERING OR FOR ANY OTHER PURPOSE WITHOUT THEIR WRITTEN PERMISSION.

MATERIAL & FINISH:

Notes: (1), (2)

TITLE:

PRESS FIT TERMINAL
1.5 x 0.6 TYPE

DRAWING NUMBER:

MMP-PF-150-XXXX-T0-RX

SHT
1
OF
1